

AXIOM EUROPEAN FINANCIAL DEBT FUND LIMITED

Closed-end Guernsey fund invested in regulatory capital securities in Europe. Seeking opportunities presented by the Basel III and Solvency II transitions. A diversified approach across subordinated debt issued by financials, investing in 5 sub-strategies. Target return of 10% p.a. over 7 years.

KEY METRICS AND RISK ANALYSIS

Share price (mid) (GB pence)	93.50	Modified duration	4.91
NAV per share (daily) (GB pence)	105.86	Sensitivity to credit	5.52
Dividends paid over last 12 months (GB pence)	6.00	Positions	91
Shares in issue	91 852 904	Average price at end of the month ¹	117.16
Market capitalisation (GBP mn)	85.88	Running yield (GBP)	7.34%
Total net assets (GBP mn)	97.23	Yield to perpetuity (GBP) ²	8.05%
Premium / (Discount)	(11.68)%	Yield to call (GBP) ³	8.17%

Top 10 Holdings

Security	Strategy	% NAV
Shawbrook Group PLC 7.875% Perp	Midcap Orig.	4.09%
Promontia MMB SASu 8.000% Perp	Midcap Orig.	3.77%
West Bromwich Building Society 3.000% Perp	Rest.	3.72%
Ulster Bank Ireland DAC 11.750% Perp	Special situation	3.39%
Co-Operative Bank Finance PLC 9.500% 04/25/29	Rest.	3.23%
Cassa di Risparmio di Asti SpA 9.250% Perp	Midcap Orig.	3.06%
International Personal Finance PLC 9.750% 11/12/25	Rest.	2.57%
Nottingham Building Society 7.875% Perp	Midcap Orig.	2.54%
Coventry Building Society 12.125% Perp	Less Liq. RV	2.41%
AnaCap Financial Europe SA 5.000% 08/01/24	Rest.	2.37%

RETURNS EVOLUTION SINCE INCEPTION⁴

Performance since inception (rebased at 100)



Net Annualized Returns

1 month	3 months	6 months	1 year	3 years ⁵	Since launch ⁵
0.18%	3.34%	7.19%	23.40%	10.29%	7.26%

	Jan	Feb	Mar	April	May	June	Jul	Aug	Sep	Oct	Nov	Dec	Total
2015											0.19%	-1.48%	-1.29%
2016	-4.02%	-4.59%	3.57%	1.16%	2.62%	-1.97%	2.83%	1.69%	-0.21%	2.06%	-1.60%	1.91%	3.10%
2017	2.67%	0.93%	1.12%	2.01%	1.72%	-1.41%	1.86%	0.58%	1.76%	2.72%	1.31%	0.23%	16.14%
2018	3.12%	-0.70%	-1.95%	1.14%	-5.84%	-0.72%	1.60%	-1.26%	2.43%	-1.54%	-2.68%	-1.44%	-8.00%
2019	3.36%	2.30%	0.29%	2.53%	-1.59%	2.29%	0.30%	0.75%	0.97%	2.22%	1.77%	1.12%	16.98%
2020	1.99%	-0.87%	-19.95%	5.24%	3.68%	4.27%	1.90%	1.88%	-0.32%	0.53%	5.03%	1.48%	1.73%
2021	-0.16%	3.78%	2.45%	2.15%	1.65%	1.27%	0.83%	1.19%	1.97%	0.18%			16.05%

¹ Bonds only ² The yield to perpetuity is the yield of the portfolio converted in GBP with the hypothesis that securities are not reimbursed and kept to perpetuity. ³ The yield to call is the yield of the portfolio converted in GBP at the anticipated reimbursement date of the bonds. ⁴ Past performance does not guarantee future results. ⁵ Annualized performance dividends reinvested

 MARKET COMMENTARY

Market commentary

October delivered strong returns for equities, with European stocks reaching record highs on the back of persistent inflows. The bank index (SX7R) returned +6.49% vs. +4.67% for the broader STOXX 600. In a remarkable shift, markets started to question central banks' ability to keep ultra-accommodative policies amid broadening inflation. Short-term rates rose dramatically in the UK, Australia and Canada, but also in Europe and the US. The Subfin closed the month 3bps wider at 113bps, while the yield on 10y US Treasuries rose by 7bps to 1.55%.

With no signs of supply constraints easing, and wage surveys pointing to a pick-up in salaries, the likelihood of having inflation above 2% over a 3-year horizon is now such that some central banks are choosing to walk away from the transitory narrative in favour of a more balanced approach. Rising short-term rates strongly benefit banks, especially when levels are close to the lower bound and liquidity is in surplus. European banks' earnings would rise on average by 30% after a 100bps parallel shift in rates, with the most sensitive banks doubling their earnings.

The Q3 results released so far were good, with no bank missing on a profit before tax basis. Net interest income was broadly in line, while fund distribution fees and CIB were much better than expected. There were no negative surprises on the cost side. On aggregate, capital was 25bps higher than expected, due to lower credit migration. Capital return commitments led to good trading performance.

On the regulatory front, the Basel IV full implementation date was pushed further to 2030, while the ultimate impact on risk weighted assets appears much lower than originally thought, at around 6-8%.

Crédit Agricole cleaned-up its legacy stock, redeeming their EUR CMS and two smaller USD deals, as well as the old Credit Lyonnais TMOs.

Fund activity

In MidCap, we opened a position in specialist mortgage lender Together, as well as in the UK subsidiary of Investec, a wealth manager and private bank with operations mainly in the UK and South Africa.

In Restructuring, we took part in the new Piraeus green senior preferred issue, while we reduced our allocation to the Tier 2s.

In the Relative Value buckets, we kept adding to our allocation of UK pure perpetuals. We also increased our allocation to some French discos and CMS-like securities. We closed our position in Deutsche Bank AT1s.

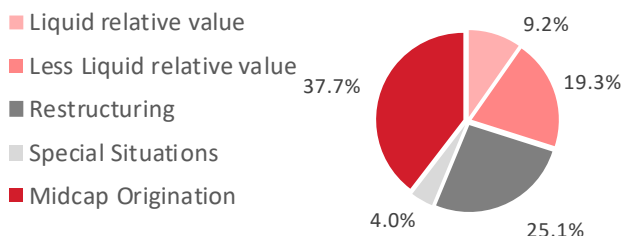


Antonio Roman
Portfolio Manager

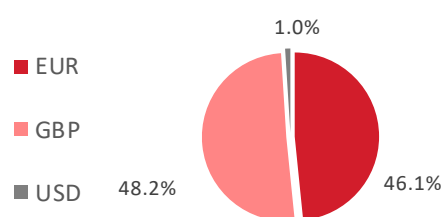


Gildas Surry
Portfolio Manager

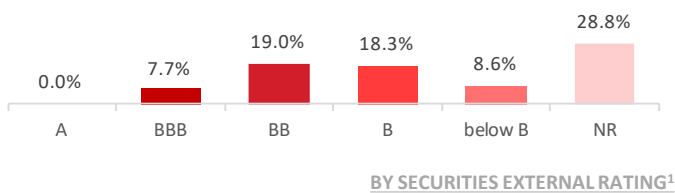
STRATEGY ALLOCATION (as % of total net assets)¹



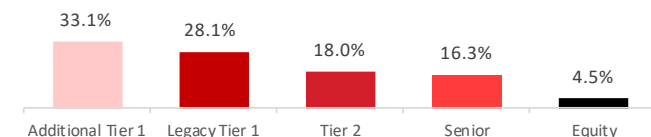
DENOMINATION (as % of total net assets)¹



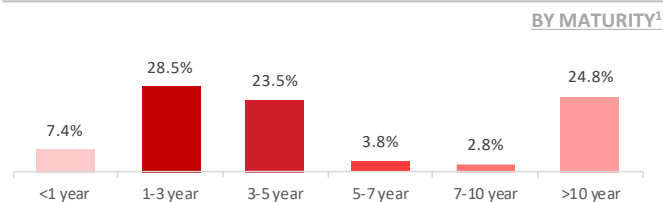
PORTFOLIO BREAKDOWN (as % of total net assets)



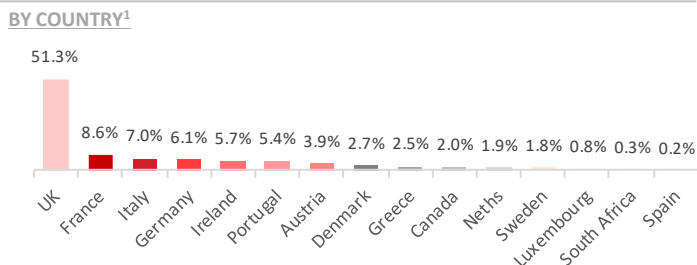
BY SECURITIES EXTERNAL RATING¹



BY SUBORDINATION



BY MATURITY¹



BY COUNTRY¹

¹ Splits adjusted for single assets

INFORMATION ON THE FUND

ISIN / Ticker:	GG00BTC2K735 / AXI LN Equity
Currency ² :	GBP
Countries:	UK
Fund type:	Guernsey closed-end fund
Fund inception date:	5 November 2015
Minimum initial subscription:	1 share
Subscription / repurchases conditions ³ :	Under CREST settlement procedure
Management fees ⁴ :	1% p.a. of NAV, subj. to 1.5% TER cap
Performance fees ⁴ :	15% p.a. of Total Shareholder Return in excess of 7% p.a.

² Currency exposure is systematically hedged. ³ CREST is the computerized settlement system operated by Euroclear UK and Ireland Limited which facilitates the transfer of title to shares in uncertificated form. ⁴ All details of the expenses incurred by the fund are available in the Prospectus.

RESEARCH AND MANAGEMENT TEAM



David Benamou
Managing Partner
Chief Investment
Officer



Jérôme Legras
Managing Partner
Head Of Research
Department



Antonio Roman
Portfolio Manager



Adrian Paturle
Partner
Portfolio Manager



Gildas Surry
Partner
Portfolio Manager



Gilles Frisch
Portfolio Manager



Paul Gagey
Portfolio Manager

SERVICE PROVIDERS

Investment Manager
Axiom AI SARL
Investment Adviser
Axiom AI UK Branch
Broker
Winterflood Securities
Registrar
Link Market Services (Guernsey) Limited
Administrator
Elysium Fund Management
Depository
CACEIS France
Auditor
Grant Thornton Limited

This Report is issued by Axiom European Financial Debt Fund Limited (the "Company") to and for the information of its existing shareholders and does not in any jurisdiction constitute investment, legal or tax advice or an invitation to invest in the shares or any other securities of the Company or any other entity (body corporate or otherwise). This Report is directed only at: (i) persons having professional experience in matters relating to investments who fall within the definition of "investment professionals" in Article 19(5) of the Financial Services and Markets Act 2000 (Financial Promotion) Order 2005; or (ii) high net worth bodies corporate, unincorporated associations and partnerships and trustees of high value trusts as described in Article 49(2) of the Financial Services and Markets Act 2000 (Financial Promotion) Order 2005 and persons who receive this document who do not fall within (i) or (ii) above should not rely on or act upon this Report. Persons into whose possession this Report has come are deemed to have ensured that their receipt of this Report is in compliance with the laws applicable to them. Nothing contained herein shall be deemed to be binding against, or to create any liability, obligations or commitment on the part of, the Company, Axiom Alternative Investments SARL (the "Investment Manager") or any of their respective directors, officers, employees, partners, members, shareholders, advisers, agents or affiliates. Any matters contained in this Report relating to the Company, the Investment Manager or the strategies in which the Company invests have been prepared by the Investment Manager. The Company has relied upon and assumed (without independent verification) the accuracy of such information. This Report has not been approved by any supervisory authority and no regulatory approvals have been obtained. The information contained in this Report has not been independently verified and no representation or warranty, express or implied, is made by the Company, the Investment Manager or any of their respective directors, officers, employees, partners, members, shareholders, advisers, agents or affiliates as to, and no reliance should be placed on, the fairness, accuracy, completeness or correctness of the information or opinions expressed herein. The Investment Manager has, however, taken reasonable steps to ensure that this Report and the information contained herein is not misleading, false or deceptive. The information and opinions contained in this Report, including any forward-looking statements, do not purport to be comprehensive, are provided as at the date of the document and are subject to change without notice. Neither the Company nor the Investment Manager, nor any other person, is under any obligation to update or keep current the information contained herein. No part of this Report, nor the fact of its publication, should form the basis of, or be relied on in connection with, any contract or commitment or investment decision whatsoever. There is no certainty that the models and assumptions used by the Investment Manager can be duplicated with actual trades or investments. There can be no assurance that the strategies described herein will meet the Company's investment objective generally, or avoid losses. Nothing contained herein shall be relied upon as a promise or representation as to past or future performance or otherwise. This Report contains certain "forward-looking statements" regarding the belief or current expectations of the Company and the Investment Manager about the Company's financial condition, results of operations and business. Such forward-looking statements are not guarantees of future performance. Rather, they are based on current views and assumptions and involve known and unknown risks, uncertainties and other factors, many of which are outside the control of the Company and are difficult to predict, that may cause the actual results, performance, achievements or developments of the Company or its strategies to differ materially from any future results, performance, achievements or developments expressed or implied from the forward-looking statements. This Report is not for release, publication or distribution, directly or indirectly, in or into the United States, Australia, Canada, South Africa or Japan or to US Persons as defined in Regulation S under the US Securities Act ("US Persons"). The information contained herein does not constitute or form part of any offer or solicitation to purchase or subscribe for securities in the United States, Australia, Canada, the Republic of South Africa or Japan or any other jurisdiction where to do so might constitute a violation of the relevant laws or regulations of such jurisdiction. The Company has not been and will not be registered under the US Investment Company Act of 1940, as amended (the "Investment Company Act") and, as such, holders of the Company's