

GROUPAMA AXIOM LEGACY 21 P



The risk scale SRRI represents the annual historical volatility of the Fund. Historical data such as that used to calculate the synthetic indicator cannot be considered as a reliable indication of the Fund's future risk profile. The risk category associated with the Fund is not guaranteed and may change over time. The lowest risk category does not mean "risk free". Your initial investment is not guaranteed.

MONTHLY FACTSHEET AS AT 08/31/2020

ISIN Code share P : **FR0013251881**

Benchmark : Euribor 3M + 3%

KEY FIGURES

AUM:	€452m
Net assets for share class P:	€153m
NAV per share as of 8/31/2020	1028.89
Reference currency:	EUR
Valuation frequency:	Daily

INFORMATION ON THE FUND

Characteristics

Type of fund:	UCI
Inception date:	05/31/2017
Ticker Bloomberg: 8/31/2020	GRAL21P FP
Sub-Investment Manager:	Axiom Alternative Investments

Investment term

Greater than 4 years

Terms and conditions

Minimum initial subscription:	10 000 000 €
Following subscription:	In thousandths of share or in amount
Centralizer:	CACEIS BANK
Subscription conditions / repurchases:	Every day until 11:00 - NAV per share unknown - Payment D+3

Fees

Maximum subscription fees:	5.00%
Maximum redemption fees:	None
Maximum direct management fees:	0.70%

The detail of the fees covered by the fund is available in the funds' legal prospectus.

Returns 5 years (rebased at 100)



RETURNS* HISTORY IN % (5 YEARS)

		January	February	March	April	May	June	July	August	September	October	November	December	Year
2017	Fund						0.01%	0.66%	0.31%	0.67%	1.20%	0.67%	0.27%	3.85%
	Benchmark						0.22%	0.23%	0.23%	0.22%	0.23%	0.22%	0.23%	1.59%
2018	Fund	1.21%	-0.30%	-0.78%	0.07%	-2.42%	-0.58%	0.43%	-0.36%	0.47%	-0.63%	-1.85%	-1.02%	-5.67%
	Benchmark	0.23%	0.20%	0.23%	0.22%	0.22%	0.22%	0.22%	0.22%	0.22%	0.22%	0.22%	0.21%	2.67%
2019	Fund	1.47%	0.71%	-0.04%	0.84%	-0.31%	-0.13%	0.21%	0.16%	0.42%	1.49%	1.18%	0.78%	6.98%
	Benchmark	0.22%	0.20%	0.22%	0.21%	0.22%	0.21%	0.21%	0.21%	0.20%	0.21%	0.20%	0.21%	2.57%
2020	Fund	1.41%	-0.29%	-10.78%	3.17%	1.47%	1.70%	1.34%	0.85%					-1.82%
	Benchmark	0.21%	0.20%	0.21%	0.21%	0.22%	0.20%	0.20%	0.20%					1.66%

* Past performance does not guarantee future results.

MANAGEMENT CONSTRAINTS

The UCITS may invest on issuers with a minimum rating of investment grade and up to 20% on high-yield (so-called "speculative") issuers or unrated issuers. The proportion of investments in interest rate products will be between 0 and 110% of net assets. It may invest up to 20% of its net assets in "Additional Tier1" or "Coco Bonds". The UCITS may invest up to 50% of its net assets and up to 10% of its net assets in preferred shares. The UCITS equity exposure will not exceed 50% of its net assets.

INVESTMENT OBJECTIVE

The Fund's objective is to try to obtain, over a recommended minimum investment horizon of 4 years, an annualised return equal to or greater than the 3-month Euribor index +3% after management costs have been deducted.

RETURNS EVOLUTION*

GROUPAMA AXIOM LEGACY 21 P Benchmark

Annual returns % (5 years)

Year	2017	2018	2019
Fund	3.85%	-5.67%	6.98%
Benchmark	1.59%	2.67%	2.57%
Difference	2.26%	-8.34%	4.41%

Cumulative returns in %

Period	1month 31/07/2020	3 months 31/05/2020	YTD 31/12/2019	1 year 31/08/2019	3 y 31/08/2017	5 y -
Fund	0.85%	3.95%	-1.82%	2.02%	1.89%	-
Benchmark	0.20%	0.61%	1.66%	2.51%	8.03%	-
Difference	0.65%	3.34%	-3.48%	-0.48%	-6.14%	-

RISK ANALYSIS (on 1 year)

	Fund
Volatility	6.74%
Sharpe ratio	0.36
Credit sensitivity	2.50
Duration	2.44
Yield to call	4.83%
Spread	497 bps

Min. Max.
0.0 8.0

LIMIT OF MODIFIED DURATION



MONTHLY COMMENT AS AT 08/31/2020

Market commentary

August was once again shaped by an increase in COVID 19 cases in multiple countries. The only notable macro event was Powell's speech at Jackson Hole where he revealed a more flexible strategy to meet the Fed's inflation and employment goals. In this context, the SubFin kept on tightening, closing the month at 129 bps, more than 150 bps tighter from its level at the end of April.

Overall the latest earnings' publications confirmed the key trends that were observed in July : lower retail fees and NII but excellent investment banking revenues, limited increases in NPL ratios with managements guiding towards lower impairments overall in 2020 but with a high discrepancy in provisioning levels, and significantly better than expected capital ratios supported by lower RWAs. A few initial data points tend to show that ultimate default rates for loans under moratoria should be between a few percentage points for core countries up to over 20% for the riskiest jurisdictions (e.g. Greece), with high dispersion within countries.

On the regulators' side, the EBA is expected to publish its opinion on the treatment of legacy debt before the end of the year. The calls of Credit Suisse low trigger Tier 2 and ABN 5.75 AT1 were announced as expected.

Finally, the primary market remained active on CoCo (AT1 and RT1) supported by good quarterly results. We can mention the issues of Barclays (USD 1.5 billion at 6.125%), Intesa Sanpaolo in two tranches (EUR 750 million at 5.875% and EUR 750 million at 5.5%) and Credit Suisse (USD 1.5 billion at 5.25%)

Fund Activity

In this context where positive fundamentals appear to be fully valued, we took our profits on the new issue of CCR Re, on some Senior and Tier 2 instruments of Sabadell, on UniCredit SNP and ICG in the United Kingdom, all within the improving credits bucket.

In the Long Calls bucket, we also took our profits on an Axa Legacy with a make-whole and we strengthened our position on a rare T2 NIBC security offering a yield of more than 7% by 2023.

In the Fixed-to-Fixed bucket, we marginally strengthened our position on two securities.

Additions were limited to bonds with short-term calls or maturities, which represent 18% of the portfolio, in addition to the 5% cash.

PRINCIPAL RISKS

Significant risk(s) for the Fund not taken into account in the SRRI indicator include the following:

Credit risk: Investors are exposed to the risk of defaults on the bonds included in the portfolio. This risk may affect up to 100% of the portfolio. The materialisation of this risk may lead to a fall in the Fund's net asset value.

Counterparty risk: The Fund may suffer losses as a result of a counterparty failing to meet its contractual obligations.

Liquidity risk: Liquidity risk may materialise where specific and exceptional market conditions make finding market counterparties or reasonable prices difficult.

Use of derivative financial instruments: Equally, the use of derivatives may increase or decrease the volatility of the Fund by increasing or decreasing its exposure, respectively. In the event of adverse market developments, the net asset value may fall.

For more information on risks, please refer to the prospectus of the Funds.

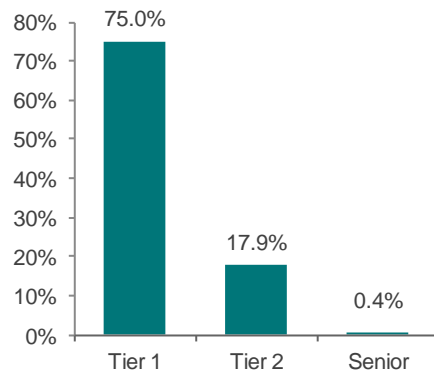


PORTFOLIO ANALYSIS AS AT 08/31/2020

GROUPAMA AXIOM LEGACY 21 P

ASSET BREAKDOWN BY TYPE OF SUBORDINATION (in % of net assets)

Bonds only

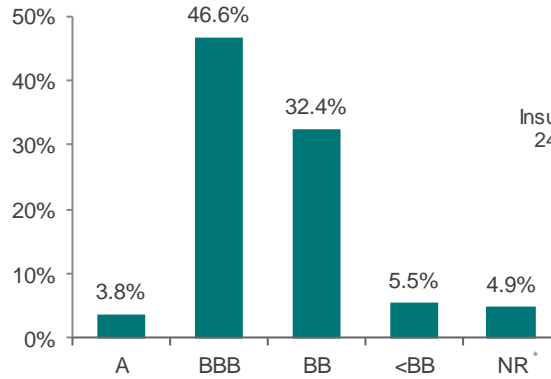


ASSET BREAKDOWN BY EXTERNAL RATING (in % of net assets)

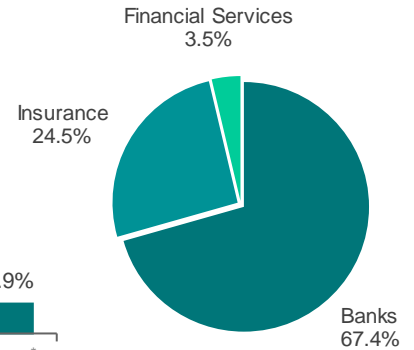
Bonds only

* NR - Non-rated securities

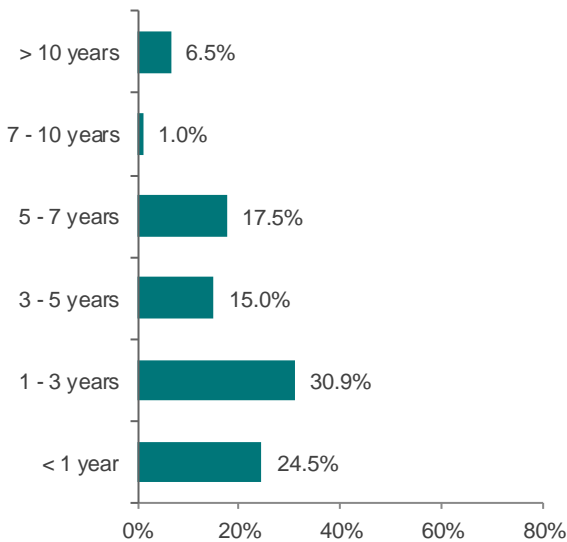
All securities have an IG issuer group rating



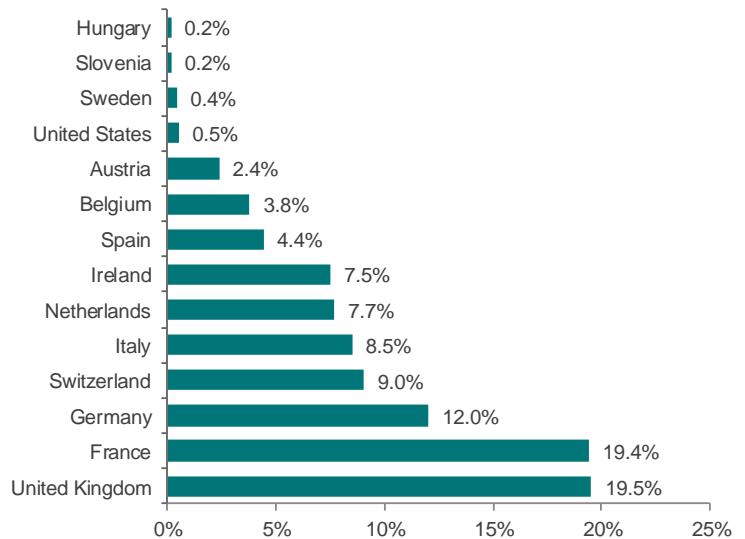
ASSET BREAKDOWN BY TYPE OF ISSUER (in % of net assets)



ASSET BREAKDOWN BY MATURITY TO CALL DATE (in % of net assets)



ASSET BREAKDOWN BY GEOGRAPHY (in % of net assets)



HISTORICAL MODIFICATIONS OF THE BENCHMARK (5 YEARS)

None

Groupama Asset Management revises all the external data received. The information contained in this document is provided purely for information purposes. Please consult the sales teams at Groupama Asset Management and its subsidiaries for a personalised recommendation. Any unauthorised use or distribution of this document, either in whole or in part, by any means whatsoever, is prohibited. Groupama Asset Management and its subsidiaries cannot be held responsible in the event of any alteration, deletion or falsification of the information contained in this document. The information contained in this publication is based on sources which we consider to be reliable. However, we cannot guarantee that it will be totally precise, complete, valid or relevant. This non-contractual document by no means constitutes a recommendation, a request for a bid or a purchase, sale or arbitration offer and must under no circumstances be interpreted as such. All investors must consult the fund prospectus/regulations or key investor information document (KIID) prior to any investment. These documents and the latest period document can be obtained from Groupama Asset Management upon request.

