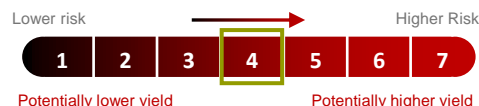


## UC AXIOM GLOBAL COCO BONDS UCITS ETF

ISIN: LU1873136862

CCNU GY Equity



### INVESTMENT OBJECTIVE

The objective of **UC AXIOM GLOBAL COCO BONDS UCITS ETF** is to track the performance of the **Solactive AXIOM Liquid Contingent Capital Global Market TR Index – EUR hedged**. The fund aims to provide a quick access to the broad CoCo bonds market.

Additional Tier 1 or Restricted Tier 1 instruments are junior subordinated debt securities issued by financial institutions and are included in capital ratios. They can be converted into equity or have their principal partially or completely written off if the issuer's capital ratio falls below a specific contractual trigger.

### INDEX DESCRIPTION

SOLAXICC is designed to **provide exposure to the performance of the most liquid EUR and USD denominated Additional Tier 1 and Restricted Tier 1** bonds issued by global financial institutions. The Index constituents weights are determined **according to the total market value outstanding of each constituent**. **The bond issuers are rated Investment Grade** on senior unsecured debt, by at least one of the three major rating agencies.

### OPPORTUNITIES

- Providing investors access to the **entire liquid global CoCo bond market (AT1 & RT1 bonds)**.
- First global CoCo bond ETF to **provide a currency hedged market weighted exposure**.
- The index only includes bonds from issuers with an **investment grade rating (senior unsecured)**.
- CoCo bonds offer an **attractive yield and a low modified duration**.
- Physically replicated and **UCITS compliant**.

### RISKS & OTHER NOTICES

- No guarantee that the ETF will track the index correctly.
- No capital protection: In the event of resolution, default or deterioration in the quality of the issuers, the value of the bonds in which the fund is invested will fall.
- Extension risk: The possibility of redemption date not taking place as expected. The maturity date initially proposed may be exceeded.
- Interest rate risk: Investors are exposed to interest rate risk. Interest rate risk is the risk that bond market interest rates may rise, which would cause bond prices to fall.
- Coupon Risk: This is the possibility that the coupon is not paid (outside any resolution situation). The non-payment of a coupon can be definitive as is at the discretion of the issuer.

### LISTING INFORMATION

Exchange	N/A
Listing Date	N/A
Listing Currency	N/A
XETRA code	N/A
Bloomberg Code	CCNU GY Equity
Reuters Code	N/A
ISIN code	LU1873136862

### INDEX INFORMATION

Index name	Solactive AXIOM Liquid Contingent Capital Global Market TR Index – EUR hedged
Bloomberg code	SOLAXICC Index
Currency	EUR
Launch date	31 July 2018
Provider	Solactive AG
Rebalance Frequency	Monthly

### ETF INFORMATION

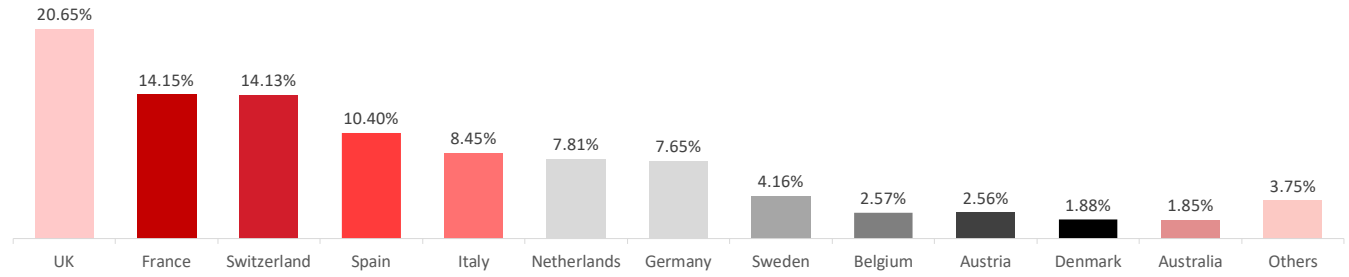
Inception date of the share class	20 May 2019
Replication method	Physical
Fund currency	EUR
Share class currency	USD
Fund type	UCITS (FCP)
Total Expense Ratio	Up to 0.39%
NAV	USD 123 454
Fund AuM	EUR 42m

### ETF STATISTICS

Number of issuers	52
Number of constituents	140
Average Rating	BB+
Modified duration	3.47
Spreads	270 bps
Yield to call	2.80%
Yield to maturity	4.53%
Average coupon	5.86%

**ETF PORTFOLIO BREAKDOWN (in % of assets)**

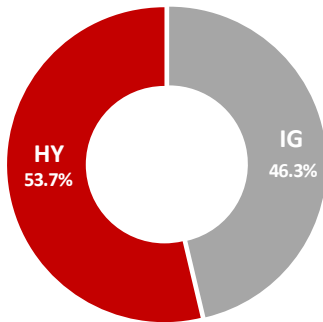
**BY COUNTRY**



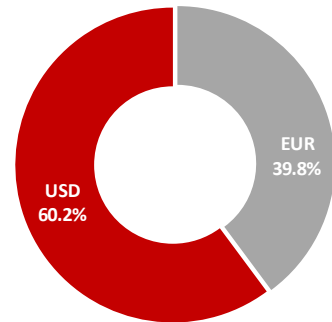
**TOP 10 ISSUERS**

	NAME	WEIGHT
1	HSBC HOLDINGS PLC	10.50%
2	CREDIT SUISSE GROUP AG	8.64%
3	UBS GROUP FUNDING SWITZE	5.35%
4	BANCO SANTANDER SA	5.15%
5	UNICREDIT SPA	4.99%
6	BNP PARIBAS	4.88%
7	SOCIETE GENERALE	4.14%
8	DEUTSCHE BANK AG	3.59%
9	CREDIT AGRICOLE SA	3.23%
10	BANCO BILBAO VIZCAYA ARG	3.07%

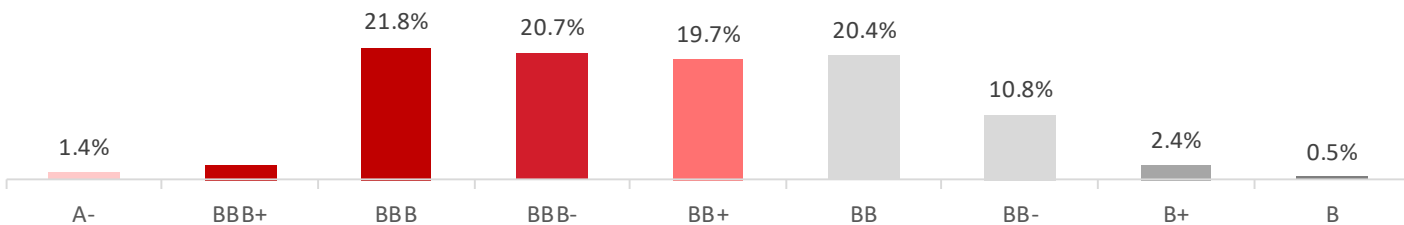
**BY RATING**



**BY CURRENCY**



**DETAILED RATING BREAKDOWN**



**HISTORICAL INDEX PERFORMANCE**

Index Performance in EUR						
	2016	2017	2018	2019	2020	YTD
Start date	31/12/15	31/12/16	31/12/17	31/12/18	31/12/19	31/12/20
End date	31/12/16	31/12/17	31/12/18	31/12/19	31/12/20	31/08/21
Index <sup>1</sup>	+3.94%	+15.29%	-5.71%	+16.11%	+5.99%	+4.62%

Index and ETF performance since ETF listing date			
	1 month	12 months	YTD <sup>3</sup>
Start date	30/07/2021	31/08/2020	30/12/2020
End date	31/08/2021	31/08/2021	31/08/2021
ETF - USD share class	+0.46%	+10.63%	+4.96%
Index <sup>1</sup>	+0.44%	+10.26%	+4.63%
Difference <sup>2</sup>	+0.02%	+0.37%	+0.33%

Past performance does not guarantee future results.

Source: Axiom, Structured Invest. Notes: 1/ Index launch date is 31.07.2018. The historical performance track is based on back-tested performance of the index going back to 31.12.2014. Data provided by Solactive AG and available on Bloomberg and Reuters. For more information please refer to the disclaimer on page 3. 2/ Difference computed as (ETF+1)/(Index+1)-1. 3. latest ETF value in 2020 was on 30/12/2020



<b>Fund name</b>	<b>UC AXIOM Global COCO Bonds UCITS ETF</b>
<b>Management company</b>	Structured Invest S.A. (SI)
<b>Investment manager</b>	Axiom Alternative Investments S.A.R.L. ("Axiom")
<b>Market Makers</b>	UniCredit Bank AG, Flow Traders, Citi, Jane Street
<b>Index sponsor</b>	Solactive AG (Frankfurt/Main, Germany)
<b>Central admin/Depos./Transfer Agent</b>	CACEIS Bank S.A., Luxembourg Branch ("CACEIS")
<b>Auditor</b>	Deloitte Luxembourg
<b>Legal form</b>	Mutual fund/FCP
<b>Fund type</b>	UCITS ETF
<b>Inception date</b>	28 February 2019
<b>Fund currency</b>	EUR
<b>Index name</b>	Solactive AXIOM Liquid Contingent Capital Global Market TR Index – EUR Hedged
<b>Investment universe</b>	Additional Tier 1 and Restricted Tier 1 instruments issued by financial institutions (CoCo bonds), 1 m FX-Forwards as well as EUR-cash and USD-cash
<b>Replication method</b>	Physical
<b>Securities lending</b>	Yes
<b>Total Expense Ratio</b>	Up to 0.39%
<b>Eligible for fund of funds</b>	Yes
<b>Passported to</b>	Germany, France, UK, Italy, Austria
<b>Client group</b>	Professionals clients and eligible counterparts according to MiFID II
<b>Share classes</b>	1 institutional EUR hedged share class (listing currency: EUR) / ISIN : LU1873136789 1 institutional EUR hedged share class distribution / ISIN : LU2048654938 1 institutional USD hedged share class (listing currency: USD) / ISIN : LU1873136862
<b>Initial Share Price</b>	EUR-hedged share class: EUR 100,000.00 USD-hedged share class: USD 100,000.00
<b>Currency hedging</b>	Yes
<b>Bloomberg Ticker/Reuters RIC</b>	EUR-hedged share class: CCNV GY/CCNV.DE USD-hedged share class: CCNU GY/N/A
<b>Legal Entity Identifier (LEI)</b>	5299008W5MG0RVK0E065

**CONTACT DETAILS**

<b>Axiom Alternative Investments</b>	
Phone	+33 (0)1 44 69 43 90
E-mail	contact@axiom-ai.com

<b>UniCredit Bank AG Corporate &amp; Investment Banking</b>				
Name	Kyra Guerrida	Oliver Kilian	Abdul Raza	Giorgio Mellerio
Phone	+33 1 40 69 28 31	+49 89 378-13689	Tel. +44 20 7826 6496	Tel. +39 2 8862 0845
Branch Address	117 Avenue des Champs Elysées 75008 Paris, France	Am Eisbach 4 D-80538 Munich	120 London Wall EC2Y 5ET	Piazza Gae Aulenti 4, Tower C 20154 Milano

**This publication is presented to you by:**

Axiom Alternative Investments  
 39 Avenue Pierre 1er de  
 Serbie  
 75008 Paris

**Important notice**

All information is provided to assist you in your independent investment decision. The information provided is no substitute for inquiries and advice from your advisor and does not constitute a personal recommendation by the management company Structured Invest S.A. that established the fund or the sales office. This fund information document supplements the information provided in the Key Investor Information Document (KIID). Only the information provided in the Key Investor Information Document, prospectus and current annual and semi-annual reports is binding. These documents may be downloaded from [www.structuredinvest.lu](http://www.structuredinvest.lu) or requested free of charge from Structured Invest S.A, 8-10 rue Jean Monnet, L-2180 Luxembourg.

Please refer to the prospectus for information on data protection. This information is not intended for natural or legal persons whose place of residence or registered office is subject to a foreign legal system that imposes restrictions on the dissemination of information of this kind. In particular, this information does not contain either an offer or a solicitation to purchase securities that is directed to citizens of the USA, Great Britain or countries of the European Economic Area in which the requirements for such an offer are not fulfilled. This information is not a financial analysis. Therefore, no guarantee can be given of impartiality that would satisfy the requirements of the law. In addition, there is no prohibition on trading, as there is before a financial analysis is published. Costs incurred when purchasing units of the fund reduce the return on investment.

**Index disclaimer**

Solactive AG ("Solactive") is the licensor of Solactive AXIOM Liquid Contingent Capital Global Market TR Index – EUR hedged. (the "Index"). The financial instruments that are based on the Index are not sponsored, endorsed, promoted or sold by Solactive in any way and Solactive makes no express or implied representation, guarantee or assurance with regard to: (a) the advisability in investing in the financial instruments; (b) the quality, accuracy and/or completeness of the Index; and/or (c) the results obtained or to be obtained by any person or entity from the use of the Index. Solactive shall not be liable for any damages suffered or incurred as a result of the use (or inability to use) of the Index. All information, including index levels, provided for any date or time period prior to the launch date of the index is back-tested. Back-tested performance is not actual performance, but is hypothetical. The back-test calculations are based on the same or fundamentally the same methodology that was in effect when the index was launched. A back-test calculation means that no actual investment which allowed a tracking of the performance of the Index was possible at any time during the period of the back-test calculation and that as a result any comparison is purely hypothetical. The methodology and the model used for the calculation and back-test calculation of the Index were developed with the advantage of hindsight. In reality, it is not possible to invest with the advantage of hindsight and therefore this performance comparison is purely theoretical.